



	MH13720 BUSHING		ADAPTIVE MODELS FOR DAIHATSU GRAN MOVE (G3) - 1.5 GX - 10.1996 -		
	OEM NO				
	180922				

	MH42017 PROPSHAFT MOUNTING		ADAPTIVE MODELS FOR DAIHATSU CHARADE IV (G200, G202) - 1.5 i 16V - 01.1993 - 09.2000 CUORE IV (L501) - 0.8 - 08.1994 - 12.1999 MOVE (L6_, L9_) - 0.8 - 06.1994 - 09.2002		
	OEM NO				
	6014100410	6014101510	6014101710		
	6014105010	6015860041			

	MH45042 FUEL TANK GASKET		ADAPTIVE MODELS FOR DAIHATSU MIRA GINO I - 0.7 4x4 - 08.1998 - 09.2003		
	OEM NO				
	1254286	GM90411085			

	MH52966 TURBO HOSE		ADAPTIVE MODELS FOR DAIHATSU APPLAUSE I (A101, A111) - 1.6 16V 4WD (A111) - 06.1989 - 07.1997		
	OEM NO				
	46456214	46456294	60813937		

	MH55731 TURBO HOSE		ADAPTIVE MODELS FOR DAIHATSU ATRAI WAGON Bus - 0.7 MX 4x4 - 06.1992 - 07.1999 ATRAI WAGON Bus - 0.7 MX - 06.1992 - 07.1999		
	OEM NO				
	1K0145838G				

	MH55423 TURBO HOSE		ADAPTIVE MODELS FOR DAIHATSU ROCKY Hard Top (F7, F8) - 2.2 4x4 - 06.1984 - 12.1998		
	OEM NO				
	8E0145790G				



MH55422		
TURBO HOSE		
OEM NO		
8E0145737Q		

ADAPTIVE MODELS FOR DAIHATSU	
ROCKY Hard Top (F7, F8) - 2.2 4x4 - 06.1984 - 12.1998	



MH20160		
TIE ROD END		
OEM NO		
0003301235	0003301335	0003307535
0003307635	0003309735	0003309835
0003309935	0003383429	0003383529
0013300035	0023301335	0023301435
007984276	008558524	008558527

ADAPTIVE MODELS FOR DAIHATSU	
APPLAUSE I (A101, A111) - 1.6 16V (A101) - 06.1989 - 07.1997	
APPLAUSE I (A101, A111) - 1.6 16V 4WD (A111) - 06.1989 - 07.1997	
CHARADE II (G11, G30) - 1.0 (G11) - 01.1983 - 05.1987	
CHARADE II (G11, G30) - 1.0 Turbo (G11) - 01.1983 - 05.1987	
CHARADE III (G100, G101, G102) - 1.3 i4WD (G102) - 01.1987 - 07.1993	
CHARADE IV (G200, G202) - 1.3 i 16V - 01.1993 - 09.2000	
CHARADE IV (G200, G202) - 1.6 GTi - 01.1993 - 09.2000	
CHARADE IV Saloon (G203) - 1.5 i 16V - 03.1993 - 01.2001	



MH20159		
TIE ROD END		
OEM NO		
00013307135	0002966321	0002966635
0003301035	0003301435	0003301535
0003307135	0003309335	0003309535
0003381545	0003381610	0003382129
0003383629	0003406242	0004833825

ADAPTIVE MODELS FOR DAIHATSU	
CHARADE II (G11, G30) - 1.0 (G11) - 01.1983 - 05.1987	
CHARADE II (G11, G30) - 1.0 Turbo (G11) - 01.1983 - 05.1987	
CHARADE III (G100, G101, G102) - 1.3 i4WD (G102) - 01.1987 - 07.1993	
CHARADE IV (G200, G202) - 1.3 16V - 01.1993 - 09.2000	
CHARADE IV (G200, G202) - 1.6 GTi - 01.1993 - 09.2000	
CHARMANT (A) - 1.3 (A35) - 10.1981 - 07.1987	
CHARMANT (A) - 1.6 (A60) - 10.1981 - 07.1987	
CHARMANT (A) - 1.6 (A60) - 10.1981 - 07.1987	



MH73262		
BRAKE HOSE		
OEM NO		

ADAPTIVE MODELS FOR DAIHATSU	
APPLAUSE I (A101, A111) - 1.6 16V (A101) - 06.1989 - 07.1997	
APPLAUSE I (A101, A111) - 1.6 16V (A101) - 06.1989 - 07.1997	
APPLAUSE II (A101) - 1.6 16V (A101) - 07.1997 - 05.2000	
CHARADE III (G100, G101, G102) - 1.3 i (G102) - 01.1987 - 07.1993	
CHARADE III (G100, G101, G102) - 1.3 - 01.1987 - 07.1993	
CHARADE III (G100, G101, G102) - 1.0 GTi (G100) - 01.1987 - 07.1993	
CHARADE III (G100, G101, G102) - 1.0 TD (G101) - 01.1987 - 07.1993	
CHARADE III (G100, G101, G102) - 1.3 i4WD (G102) - 01.1987 - 07.1993	



MH73261		
BRAKE HOSE		
OEM NO		

ADAPTIVE MODELS FOR DAIHATSU	
APPLAUSE I (A101, A111) - 1.6 16V (A101) - 06.1989 - 07.1997	
APPLAUSE I (A101, A111) - 1.6 16V 4WD (A111) - 06.1989 - 07.1997	
APPLAUSE I (A101, A111) - 1.6 16V (A101) - 06.1989 - 07.1997	
APPLAUSE II (A101) - 1.6 16V (A101) - 07.1997 - 05.2000	
CHARADE III (G100, G101, G102) - 1.0 (G100) - 01.1987 - 07.1993	
CHARADE III (G100, G101, G102) - 1.3 i (G102) - 01.1987 - 07.1993	
CHARADE III (G100, G101, G102) - 1.3 - 01.1987 - 07.1993	
CHARADE III (G100, G101, G102) - 1.3 i4WD (G102) - 01.1987 - 07.1993	



MH70201		
GLOW PLUG		
OEM NO		
1985087703		

ADAPTIVE MODELS FOR DAIHATSU	
CHARADE II (G11, G30) - 1.0 TD (G30) - 01.1983 - 05.1987	
CHARADE II (G11, G30) - 1.0 D (G30) - 01.1983 - 05.1987	
HIJET Box (S85) - 1.2 D - 12.1992 -	
HIJET Box (S85) - 1.4 D - 12.1992 -	
HIJET Pickup - 1.4 D - 04.1998 -	
ROCKY Hard Top (F7, F8) - 2.8 TD - 06.1984 - 12.1998	
ROCKY Hard Top (F7, F8) - 2.8 TD - 06.1984 - 12.1998	
ROCKY Hard Top (F7, F8) - 2.8 TD - 06.1984 - 12.1998	



MH73270
BRAKE HOSE

OEM NO

ADAPTIVE MODELS FOR DAIHATSU

TERIOS (J1_) - 1.3 4WD - 05.1997 - 10.2006

MH73265
BRAKE HOSE

OEM NO

ADAPTIVE MODELS FOR DAIHATSU

COPEN (L880_, L881_) - 1.3 - 03.2002 - 09.2012

COPEN (L880_, L881_) - 0.7 (L880) - 03.2002 - 09.2012

CUORE V (L7_) - 1.0 i (L701) - 10.1998 - 05.2003

SIRION (M1) - 1.3 Sport - 04.1998 - 04.2005

SIRION (M1) - 1.3 Sport 4WD - 04.1998 - 04.2005

SIRION (M1) - 1.0 i 4WD - 04.1998 - 04.2005

SIRION (M1) - 1.0 i - 04.1998 - 04.2005

YRV (M2) - 1.0 - 02.2001 -

MH73263
BRAKE HOSE

OEM NO

ADAPTIVE MODELS FOR DAIHATSU

CHARADE IV (G200, G202) - 1.0 - 01.1993 - 09.2000

CHARADE IV (G200, G202) - 1.3 16V - 01.1993 - 09.2000

CHARADE IV (G200, G202) - 1.0 i - 01.1993 - 09.2000

CHARADE IV (G200, G202) - 1.3 i 16V - 01.1993 - 09.2000

CHARADE IV (G200, G202) - 1.5 i 16V - 01.1993 - 09.2000

CHARADE IV (G200, G202) - 1.6 GTi - 01.1993 - 09.2000

CHARADE IV Saloon (G203) - 1.5 16V - 03.1993 - 01.2001

CHARADE IV Saloon (G203) - 1.5 i 16V - 03.1993 - 01.2001