


	MH20537 TRACK CONTROL ARM LEFT			ADAPTIVE MODELS FOR INFINITI FX - 50 AWD - 10.2008 -	
	OEM NO				
	5Q0407151G	5Q0407151J(+)	5Q0407151J52		
	5Q0407151LS2	5Q0407151M	5Q0407151M(+)		
	5Q0407151MS2	5Q0407151RS2	5Q0407151SS2		
	5Q0407152RS2	5QM407151AS2			

	MH20538 TRACK CONTROL ARM RIGHT			ADAPTIVE MODELS FOR INFINITI FX - 50 AWD - 10.2008 - FX - 50 AWD - 10.2008 - FX - 50 AWD - 10.2008 -	
	OEM NO				
	5Q0407152JS2	5Q0407152LS2	5Q0407152MS2		
	5Q0407152RS2	5Q0407152SS2	5QM407152AS2		
	6Q0407152LS2				

	MH70207 GLOW PLUG			ADAPTIVE MODELS FOR INFINITI Q30 - 1.5 D - 11.2015 -	
	OEM NO				
	1106500Q0E	4151590001	8200682592		
	A4151590001				

	MH73464 BRAKE HOSE			ADAPTIVE MODELS FOR INFINITI I30 - 3.0 - 01.1997 -	
	OEM NO				

	MH70209 GLOW PLUG			ADAPTIVE MODELS FOR INFINITI EX - 30d - 09.2007 - FX - 30d AWD - 10.2008 - M (Y51) - 30d - 03.2010 - Q70 (Y51) - 3.0 - 03.2013 - QX50 - 30d AWD - 08.2013 - QX70 - 30d AWD - 08.2013 -	
	OEM NO				
	1106500Q0C	1106500Q0G	110655X00A		
	4451750	7485133643	8200561251		
	93198468	93198739			

	MH72506 BRAKE PEDAL PAD			ADAPTIVE MODELS FOR INFINITI G Saloon - 35 - 10.2002 - G20 - 2.0 - 01.1990 - 12.1997	
	OEM NO				
	46531-89910				